

FACILITIES

SNAPSHOT MEDIANS FOR 2016

\$13.04/sq. ft.
**TO MAINTAIN
HEADQUARTER BUILDINGS**

FCLT335T (EFFICIENCY)



27.1 kW/hour
**energy consumption for
headquarter building
per square foot**

FCLT240 (SERVICE LEVEL)

KEEP IN MIND: Influencing Factors

Influencing factors can create variances in comparison data from year-to-year and from municipality-to-municipality.



Building Stock
Variety of buildings and facilities



Capital
Accounting policy/dollar threshold for capital expenditures impacts maintenance activities

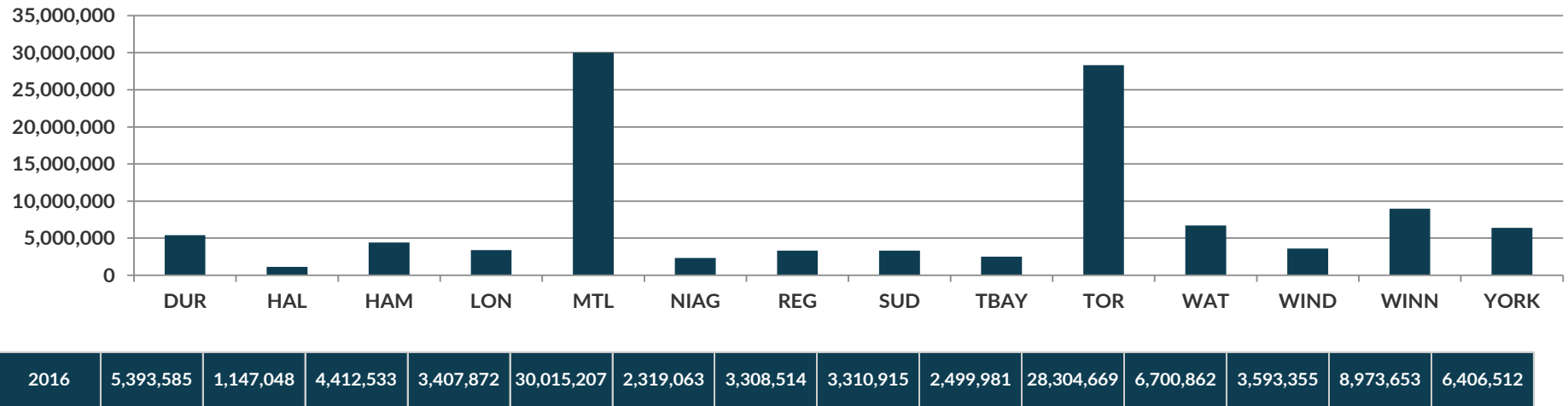


Organizational Form
Extent to which asset management is centralized or decentralized



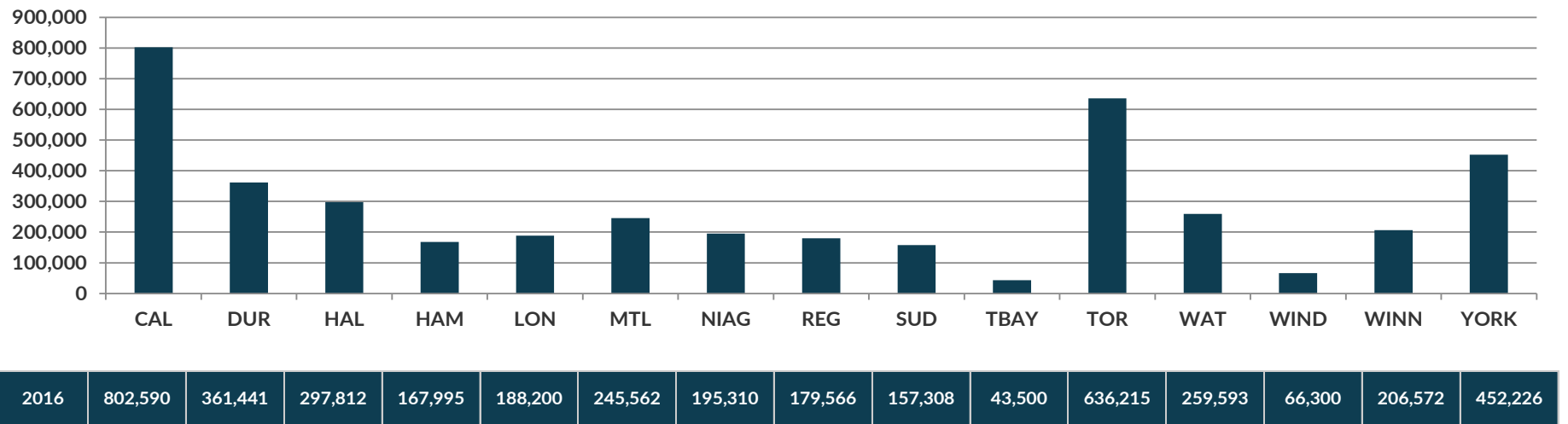
For a full description of influencing factors, please go to: www.mbnccanada.ca

Fig 9.1 Gross Square Footage - All Buildings Owned and Leased by Municipality



Source: FCLT805 (Statistic)

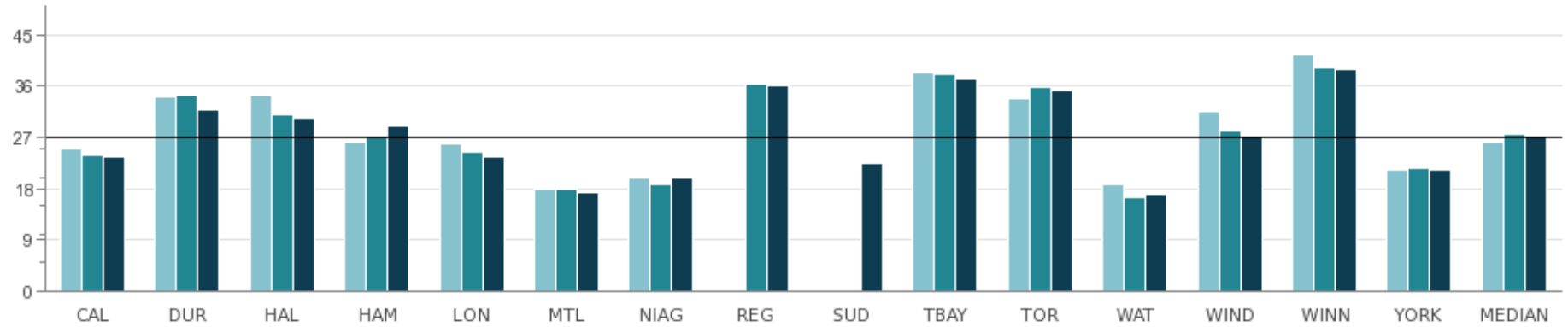
Fig 9.2 Gross Square Footage - Headquarters Only



Source: FCLT820 (Statistic)

Fig. 9.3 Total Equivalent kWh Energy Consumption for Headquarter Building (HQ) per Square Foot

Energy consumption includes both electricity and natural gas consumption.

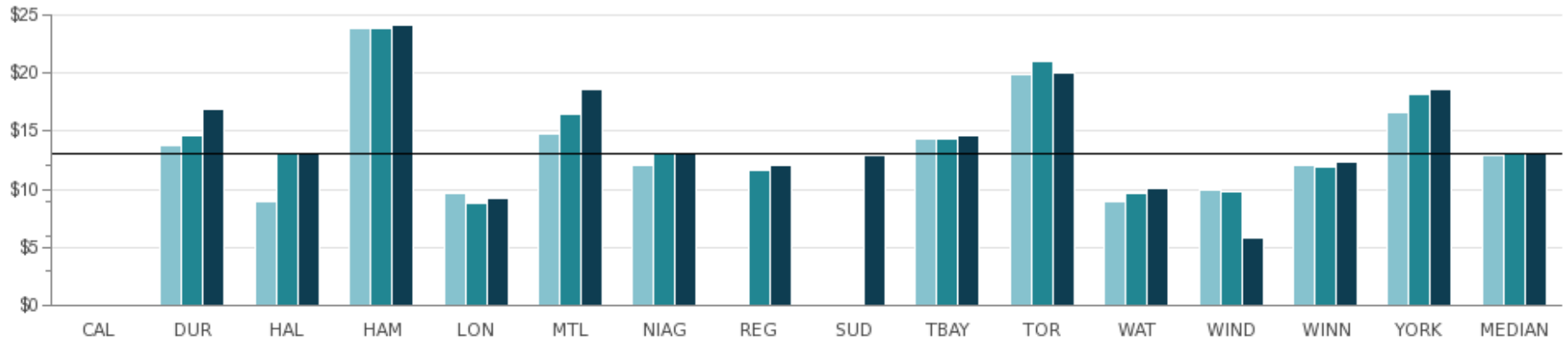


2014	25.1	34.1	34.3	26.1	25.8	17.8	20.0	N/A	N/A	38.5	33.9	18.6	31.5	41.6	21.3	26.1
2015	23.8	34.4	30.9	27.4	24.3	17.8	18.6	36.3	N/A	38.2	35.9	16.3	28.0	39.3	21.5	27.7
2016	23.7	31.9	30.5	28.9	23.6	17.3	20.0	36.0	22.5	37.2	35.2	17.1	27.1	39.0	21.3	27.1

Source: FCLT240 (Efficiency)

Fig. 9.4 Total Cost of Facility Operations for Headquarter Building (HQ) per Square Foot

Generally, all facility operating costs include four cost categories: internal and external facility repairs & maintenance, custodial, utilities and security costs.



2014	N/A	\$13.72	\$8.88	\$23.87	\$9.62	\$14.72	\$12.10	N/A	N/A	\$14.38	\$19.86	\$8.98	\$9.91	\$12.02	\$16.67	\$12.91
2015	N/A	\$14.69	\$13.07	\$23.86	\$8.72	\$16.47	\$13.25	\$11.69	N/A	\$14.35	\$21.11	\$9.60	\$9.73	\$11.96	\$18.18	\$13.25
2016	N/A	\$16.92	\$13.08	\$24.25	\$9.27	\$18.68	\$13.00	\$12.12	\$12.92	\$14.69	\$20.04	\$10.07	\$5.79	\$12.32	\$18.60	\$13.04

Source: FCLT335T (Efficiency)

Comment:

The City of Calgary is unable to report at this time. They are currently evaluating the costing model and plan to report in 2018.