

6 Culture



What is the Service?

Culture Services is the municipal investment in local artists, culture and heritage organizations. Culture Services enriches quality of life, generates considerable benefits and greatly contributes to a community's ability to build wealth through innovation and creativity. Culture Services are provided to residents by creating and encouraging opportunities for the creative sector, such as local artists.

Specific objectives include:

- Display local culture
- Promote interest in cultural festivals and events
- Encourage development of the culture sector in each municipality
- Fund and support non-profit cultural organizations to provide arts and heritage programs across the community
- Promote and display local heritage through our museums and heritage initiatives

Influencing Factors

In-Kind Services: Municipalities may not have reported the value of in-kind services and/or may not be able to quantify these services.

Municipal Policy: Whether a municipality has adopted a cultural policy or plan, i.e. public art, special events, etc. and how the municipality has defined its roles and responsibilities, may affect the way programs and services are delivered and the size of funding invested in the community.

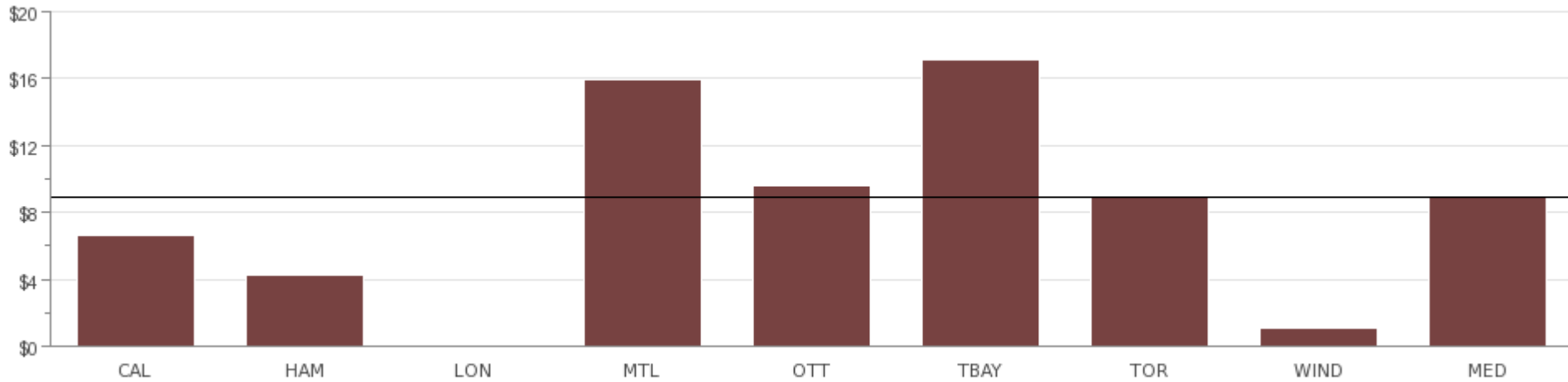
Non-Resident Use (Tourism): Cultural services attract participants from beyond a municipality's boundary, and may serve as a key factor in tourists' decisions about whether to visit a particular community – a "per capita" denominator may overstate the cost of the services.



Culture

How much does each municipality give in Arts, Heritage and Festival Grants per resident?

Fig 6.1 Arts, Heritage and Festival Grants per Capita



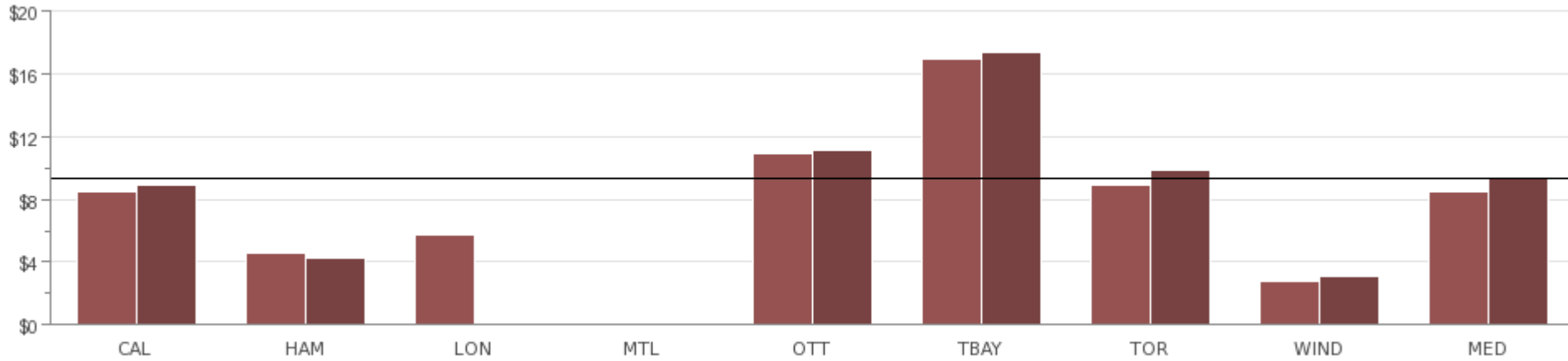
2014	\$6.64	\$4.27	N/A	\$15.89	\$9.57	\$17.14	\$8.96	\$1.10	\$8.96
------	--------	--------	-----	---------	--------	---------	--------	--------	--------

Source: CLTR125 (Community Impact)

Note: The direct municipal investment in arts funding is relative to a city's service delivery model, size of its arts community and its funding envelope. For example, some municipalities provide funding to their "anchor" organizations, e.g. art gallery, community auditorium, theatre and symphony via grants versus municipally owned/operated facilities.

What is the cost to provide Arts, Heritage and Festival Grants per resident?

Fig 6.2 Operating Cost for Arts, Heritage and Festival Grants per Capita

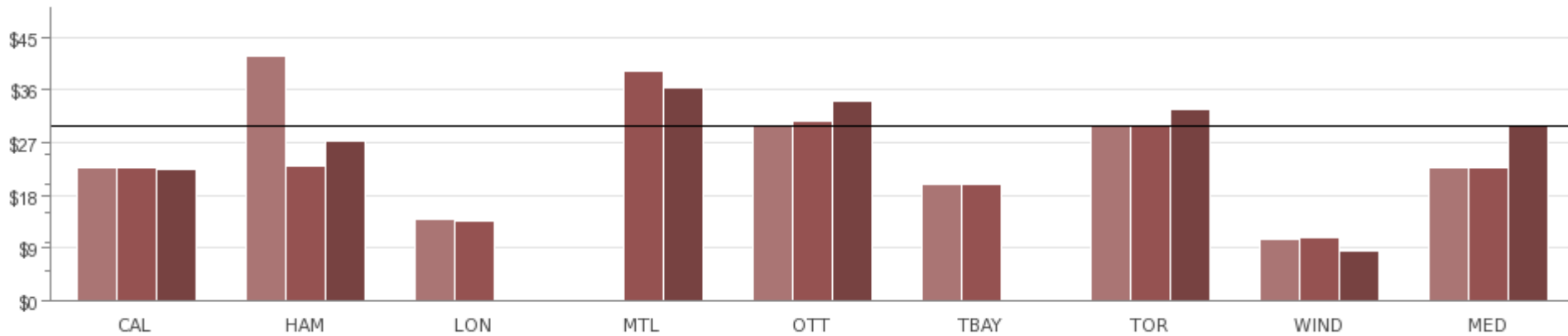


2013	\$8.50	\$4.61	\$5.75	N/A	\$10.95	\$16.99	\$8.91	\$2.75	\$8.50
2014	\$8.87	\$4.27	N/A	N/A	\$11.15	\$17.36	\$9.90	\$3.10	\$9.39

Source: CLTR200 (Service Level)

What is the total cost to provide culture services per resident?

Fig 6.3 Total Cost for Culture Services including Grants per Capita (includes amortization)



2012	\$22.61	\$41.78	\$13.75	N/A	\$30.23	\$19.74	\$30.00	\$10.47	\$22.61
2013	\$22.59	\$23.04	\$13.53	\$39.13	\$30.82	\$19.74	\$30.18	\$10.81	\$22.82
2014	\$22.37	\$27.17	N/A	\$36.31	\$34.06	N/A	\$32.63	\$8.33	\$29.90

Source: CLTR205T (Service Level)

Note: Measure represents the total cost of providing all cultural services including grants and the funding of cultural venues, eg. art galleries, historical sites, cultural centres and museums.