

What is the Service?

Culture Services is the municipal investment in local artists, culture and heritage organizations. Culture Services enriches quality of life, generates considerable benefits and greatly contributes to a community's ability to build wealth through innovation and creativity. Culture Services are provided to residents by creating and encouraging opportunities for the creative sector, such as local artists.

Specific objectives include:

- Display local culture
- Promote interest in cultural festivals and events
- Encourage development of the culture sector in each municipality
- Fund and support non-profit cultural organizations to provide arts and heritage programs across the community
- Promote and display local heritage through our museums and heritage initiatives

Influencing Factors:

In-Kind Services: Municipalities may not have reported the value of in-kind services and/or may not be able to quantify these services.

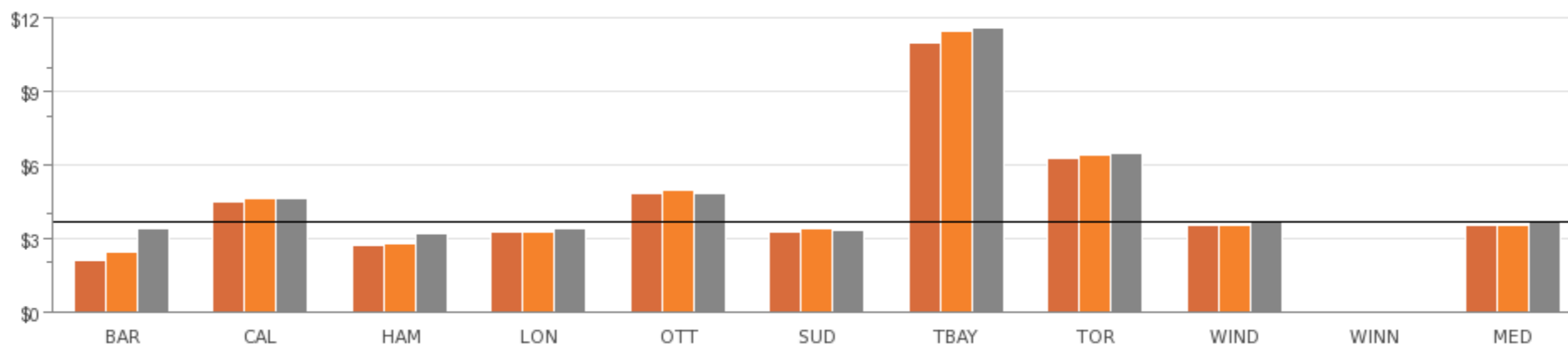
Municipal Policy: Whether a municipality has adopted a cultural policy or plan, i.e. public art, special events, etc. and how the municipality has defined its roles and responsibilities, may affect the way programs and services are delivered and the size of funding invested in the community.

Non-Resident Use (Tourism): Cultural services attract participants from beyond a municipality's boundaries, and may serve as a key factor in tourists' decisions about whether to visit a particular community – a "per capita" denominator may overstate the cost of the services.

Culture Services

What amount of Arts grants are provided per resident?

Fig 4.1 Arts Grants per Capita



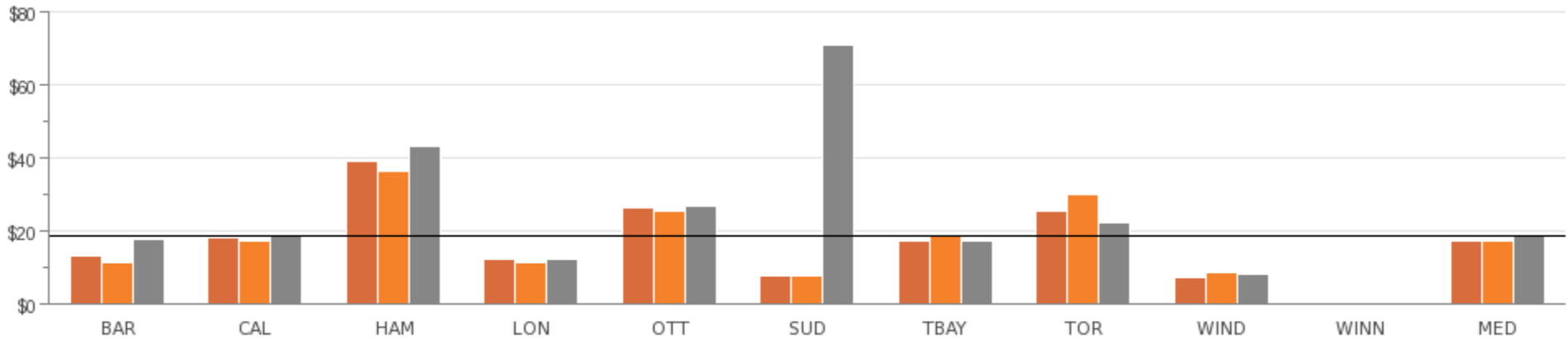
2009	\$2.12	\$4.49	\$2.71	\$3.26	\$4.83	\$3.26	\$11.01	\$6.25	\$3.54	N/A	\$3.54
2010	\$2.42	\$4.64	\$2.79	\$3.24	\$4.95	\$3.41	\$11.45	\$6.41	\$3.56	N/A	\$3.56
2011	\$3.42	\$4.62	\$3.20	\$3.37	\$4.81	\$3.36	\$11.63	\$6.47	\$3.65	N/A	\$3.65

Source: CLTR110 (Community Impact)

Comment: The direct municipal investment in arts funding is relative to a city's service delivery model, size of its arts community and its funding envelope. Thunder Bay's cost can be attributed to the fact they fund their 'anchor' organizations. e.g. Art Gallery, Community Auditorium, Theatre and Symphony via grants vs. municipally owned/operated facilities.

What is the operating cost to provide culture services?

Fig 4.2 Culture Operating Cost including Grants per Capita



2009	\$13.16	\$18.28	\$39.17	\$12.38	\$26.19	\$7.70	\$16.98	\$25.59	\$6.97	N/A	\$16.98
2010	\$11.05	\$16.99	\$36.43	\$11.18	\$25.25	\$7.56	\$18.52	\$29.82	\$8.39	N/A	\$16.99
2011	\$17.61	\$18.45	\$43.19	\$12.05	\$26.60	\$70.88	\$17.03	\$22.32	\$8.11	N/A	\$18.45

Source: CLTR205 (Service Level)

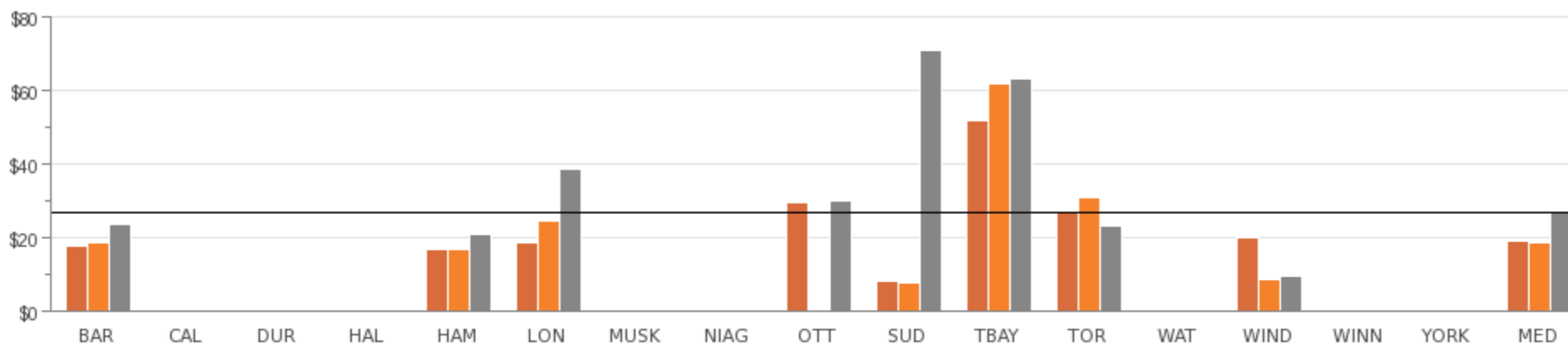
Note: Culture venues include art galleries, historical sites, cultural centers and museums.

Note: Calculation does not include tourists.

Comment: Although cultural services often attract participants beyond their municipal borders, the calculation does not include tourists in this population-based measure. Hamilton includes municipally owned facilities that are operated by others, specifically Hamilton Entertainment and Convention Facilities (HECFI) which includes COPPS Coliseum, Hamilton Place, The Studio and the Hamilton Convention Centre.

What is the total cost to provide culture services?

Fig 4.3 OMBI Total Cost for Culture Services including Grants per Capita (includes amortization)



2009	\$17.68	N/A	N/A	N/A	\$16.72	\$18.46	N/A	N/A	\$29.62	\$7.86	\$51.92	\$26.65	N/A	\$19.87	N/A	N/A	\$19.17
2010	\$18.73	N/A	N/A	N/A	\$16.90	\$24.40	N/A	N/A	N/A	\$7.58	\$61.90	\$31.09	N/A	\$8.41	N/A	N/A	\$18.73
2011	\$23.50	N/A	N/A	N/A	\$20.88	\$38.50	N/A	N/A	\$29.87	\$70.92	\$63.05	\$23.31	N/A	\$9.44	N/A	N/A	\$26.69

Source: CLTR205T (Service Level)

Note: Culture venues include art galleries, historical sites, cultural centres and museums.

Note: Calculation includes amortization.

Comment: Although cultural services often attract participants beyond their municipal borders, the calculation does not include tourists in this population-based measure. Hamilton includes municipally owned facilities that are operated by others, specifically Hamilton Entertainment and Convention Facilities (HECFI) which includes COPPS Coliseum, Hamilton Place, The Studio and the Hamilton Convention Centre. In 2011, Greater Sudbury provided a one-time heritage grant.